




SA Series • High Efficiency - High Stability Storage Chokes

SA Series storage chokes have been designed with Fe-based amorphous alloy which provides high flux density and low core loss which is ideal for optimizing choke design. Providing exceptional efficiency and field modulation when used as loading coils for interim energy storage with SMPS, the use of amorphous cores gives a highly stable inductance over a wide DC bias current range and high "Q" with operating frequencies to 500kHz.

Features

- Fe-based amorphous alloy cores
- Operating frequencies to 500kHz
- Small size and high "Q"
- Highly stable inductance with changing DC bias current
- Low temperature rise
- Fully encapsulated styles available meeting class GFK (-40°C to +125°C, humidity class F) per DIN 40040.
- Manufactured in ISO-9000 approved factory



Electrical Specifications at 25°C

Part Number	I _{DC} Amps	L (µH) Typ. @ Rated Current	L _O (µH) ±25% No Load	DCR mOhms Typical	Energy Storage (µJ) *	Schematic	Coil Size O.D. x Ht. (a x b)	Housing Size Code		Mounting Style Terminal Ød			
								F	V	O	F	V	
								SA_-0.63-22	0.63	22	23	95	4
SA_-0.63-33	33	35	118	7	1	12 x 8	17	20		0.355	0.60	0.80	
SA_-0.63-47	47	49	141	10	1	13 x 9	17	20		0.355	0.60	0.80	
SA_-0.63-68	68	70	167	13	1	13 x 9	17	20		0.355	0.60	0.80	
SA_-0.63-100	100	105	206	20	1	13 x 9	17	20		0.355	0.60	0.80	
SA_-0.63-150	150	157	276	29	1	13 x 9	17	20		0.335	0.60	0.80	
SA_-0.63-220	220	248	348	44	1	14 x 9	17	20		0.335	0.60	0.80	
SA_-0.63-330	330	389	436	65	1	14 x 9	17	20		0.335	0.60	0.80	
SA_-0.63-470	470	480	421	92	1	16 x 8	22	20		0.335	0.60	0.80	
SA_-0.63-680	680	728	519	136	1	17 x 9	22	25		0.335	0.60	0.80	
SA_-0.63-1000	1000	1105	639	197	1	17 x 9	22	25		0.335	0.60	0.80	
SA_-0.63-1500	1500	1523	801	299	1	22 x 8	29	30		0.335	0.60	0.80	
SA_-0.63-2200	2200	2249	974	437	1	23 x 9	29	30		0.335	0.60	0.80	
SA_-0.63-3300	3300	3514	1217	655	1	24 x 10	29	30		0.335	0.60	0.80	
SA_-0.63-4700	4700	5345	1501	933	1	24 x 10	29	30		0.335	0.60	0.80	
SA_-0.63-6800	6800	6949	2003	1351	1	27 x 16	32	35		0.335	0.60	0.80	
SA_-0.63-8200	8200	9057	2287	1618	1	28 x 17	32	40		0.335	0.60	0.80	
SA_-1.0-22	1.0	22	23	59	11	1	12 x 8	17		20	0.450	0.60	0.80
SA_-1.0-33		33	35	73	17	1	12 x 8	17		20	0.450	0.60	0.80
SA_-1.0-47		47	49	88	23	1	13 x 9	17		25	0.450	0.60	0.80
SA_-1.0-68		68	73	107	34	1	13 x 9	17	25	0.450	0.60	0.80	
SA_-1.0-100		100	102	110	51	1	16 x 9	22	25	0.450	0.60	0.80	
SA_-1.0-150		150	151	134	74	1	16 x 9	22	25	0.450	0.60	0.80	
SA_-1.0-220		220	230	165	110	1	16 x 9	22	25	0.450	0.60	0.80	
SA_-1.0-330		330	362	207	167	1	18 x 10	22	25	0.450	0.60	0.80	
SA_-1.0-470		470	472	252	236	1	22 x 9	29	25	0.450	0.60	0.80	
SA_-1.0-680		680	698	307	342	1	24 x 10	29	25	0.450	0.60	0.80	
SA_-1.0-1000		1000	1031	373	500	1	24 x 10	29	30	0.450	0.60	0.80	
SA_-1.0-1500		1500	1641	470	746	1	24 x 10	29	30	0.450	0.60	0.80	
SA_-1.0-2200		2200	2589	591	1100	1	25 x 11	29	30	0.450	0.60	0.80	
SA_-1.0-3300		3300	3359	788	1646	1	28 x 17	32	40	0.450	0.60	0.80	
SA_-1.0-4700		4700	4968	958	2360	1	28 x 17	32	40	0.450	0.60	0.80	
SA_-1.0-6800		6800	8000	1215	3400	1	29 x 18	32	40	0.450	0.60	0.80	

Talema's engineering staff can assist in the design of other inductance values and sizes.

SA Series • High Efficiency - High Stability Storage Chokes

Electrical Specifications at 25°C

Part Number	I _{DC} Amps	L (μH) Typ. @ Rated Current	L _O (μH) ±25% No Load	DCR mOhms Typical	Energy Storage (μJ) *	Schematic	Coil Size O.D. x Ht. (a x b)	Housing Size Code		Mounting Style Terminal Ød			
								F	V	O	F	V	
SA__-1.6-22	1.6	22	23	38	27	1	13 x 8	17	20	0.560	0.560	0.800	
SA__-1.6-33		33	27	49	42	1	14x 9	17	25	0.560	0.560	0.800	
SA__-1.6-47		47	55	60	59	1	14 x 9	17	25	0.560	0.560	0.800	
SA__-1.6-68		68	67	57	84	1	17 x 9	22	25	0.560	0.560	0.800	
SA__-1.6-100		100	107	73	130	1	17 x 9	22	25	0.560	0.560	0.800	
SA__-1.6-150		150	169	91	195	1	17 x 9	22	25	0.560	0.560	0.800	
SA__-1.6-220		220	268	115	278	1	18 x 11	22	25	0.560	0.560	0.800	
SA__-1.6-330		330	343	139	426	1	23 x 9	29	25	0.560	0.560	0.800	
SA__-1.6-470		470	516	170	608	1	23 x 9	29	25	0.560	0.560	0.800	
SA__-1.6-680		680	765	207	872	1	24 x 11	29	30	0.560	0.560	0.800	
SA__-1.6-1000		1000	1300	165	1272	1	27 x 16	32	35	0.560	0.560	0.800	
SA__-1.6-1500		1500	1549	345	1923	1	27 x 16	32	35	0.560	0.560	0.800	
SA__-1.6-2200		2200	2402	430	2929	1	28 x 17	32	40	0.560	0.560	0.800	
SA__-1.6-3300		3300	3458	565	4205	1	33 x 17	42	40	0.560	0.560	0.800	
SA__-1.6-4700		4700	4968	718	6041	1	43 x 16	49	45	0.560	0.560	0.800	
SA__-1.6-5600		5600	6216	804	7161	1	45 x 18	49	--	0.560	0.560	--	
SA__-2.0-22	2.0	22	23	27	46	1	15 x 8	17	20	0.630	0.630	0.630	
SA__-2.0-33		33	33	32	65	1	15 x 8	17	20	0.630	0.630	0.630	
SA__-2.0-47		47	49	39	83	1	15 x 8	17	20	0.630	0.630	0.630	
SA__-2.0-68		68	75	48	137	1	15 x 8	17	20	0.630	0.630	0.630	
SA__-2.0-100		100	112	59	200	1	16 x 9	22	20	0.630	0.630	0.630	
SA__-2.0-150		150	195	76	302	1	16 x 9	22	20	0.630	0.630	0.630	
SA__-2.0-220		220	234	91	446	1	23 x 10	29	30	0.630	0.630	0.630	
SA__-2.0-330		330	362	113	658	1	25 x 11	29	30	0.630	0.630	0.630	
SA__-2.0-470		470	551	139	947	1	25 x 11	29	30	0.630	0.630	0.630	
SA__-2.0-680		680	701	184	1374	1	27 x 16	32	35	0.630	0.630	0.630	
SA__-2.0-1000		1000	1060	226	2014	1	29 x 18	32	40	0.630	0.630	0.630	
SA__-2.0-1500		1500	1693	285	3013	1	29 x 17	32	40	0.630	0.630	0.630	
SA__-2.0-2200		2200	2500	379	4401	1	35 x 19	49	45	0.630	0.630	0.630	
SA__-2.0-3300		3300	3594	483	6612	1	46 x 19	49	--	0.630	0.630	--	
SA__-2.0-3900		3900	4567	544	7855	1	46 x 19	49	--	0.630	0.630	--	
SA__-2.5-22		2.5	22	23	23	70	1	16 x 8	22	20	0.670	0.670	0.670
SA__-2.5-33	33		33	28	101	1	16 x 8	22	20	0.670	0.670	0.670	
SA__-2.5-47	47		52	35	150	1	18 x 10	22	25	0.670	0.670	0.670	
SA__-2.5-68	68		75	42	209	1	18 x 10	22	25	0.670	0.670	0.670	
SA__-2.5-100	100		123	53	307	1	18 x 10	22	25	0.670	0.670	0.670	
SA__-2.5-150	150		159	65	476	1	23 x 10	32	30	0.670	0.670	0.670	
SA__-2.5-220	220		242	80	688	1	23 x 10	32	30	0.670	0.670	0.670	
SA__-2.5-330	330		381	100	1023	1	23 x 10	32	30	0.670	0.670	0.670	
SA__-2.5-470	470		476	131	1459	1	27 x 16	32	35	0.670	0.670	0.670	
SA__-2.5-680	680		720	161	2138	1	27 x 16	32	35	0.670	0.670	0.670	
SA__-2.5-1000	1000		1107	200	3114	1	29 x 18	32	40	0.670	0.670	0.670	
SA__-2.5-1500	1500		1786	278	4743	1	34 x 18	42	40	0.670	0.670	0.670	
SA__-2.5-2200	2200		2441	345	6867	1	43 x 16	49	--	0.670	0.670	--	
SA__-2.5-2700	2700		3295	401	8444	1	43 x 16	49	--	0.670	0.670	--	
SA__-3.15-22	3.15		22	23	19	107	1	16 x 8	22	20	0.750	0.750	0.750
SA__-3.15-33			33	36	24	164	1	18 x 10	22	25	0.750	0.750	0.750
SA__-3.15-47		47	56	29	238	1	18 x 10	22	25	0.750	0.750	0.750	
SA__-3.15-68		68	71	35	346	1	22 x 8	29	25	0.750	0.750	0.750	
SA__-3.15-100		100	103	42	488	1	24 x 10	29	30	0.750	0.750	0.750	
SA__-3.15-150		150	165	54	736	1	24 x 10	29	30	0.750	0.750	0.750	
SA__-3.15-220		220	266	68	1107	1	24 x 10	29	30	0.750	0.750	0.750	
SA__-3.15-330		330	333	89	1619	1	28 x 17	32	40	0.750	0.750	0.750	
SA__-3.15-470		470	492	108	2319	1	28 x 17	32	40	0.750	0.750	0.750	
SA__-3.15-680		680	799	138	3369	1	28 x 17	32	40	0.750	0.750	0.750	
SA__-3.15-1000		1000	1265	190	5020	1	35 x 19	42	40	0.750	0.750	0.750	
SA__-3.15-1500		1500	1656	231	7393	1	44 x 17	49	--	0.750	0.750	--	

How To Order: Refer to SD Series data sheet for Ordering Key

SA Series • High Efficiency • High Stability Storage Chokes

Electrical Specifications at 25°C

Part Number	I _{DC} Amps	L (µH) Typ. @ Rated Current	L _O (µH) ±25% No Load	DCR mOhms Typical	Energy Storage (µJ) *	Schematic	Coil Size O.D. x Ht. (a x b)	Housing Size Code		Mounting Style Terminal Ød				
								F	V	O	F	V		
SA__-4.0-22	4.0	22	23	15	165	1	16 X 8	22	20	0.850	0.850	0.850		
SA__-4.0-33		33	39	19	260	1	18 x 11	22	25	0.850	0.850	0.850		
SA__-4.0-47		47	48	22	375	1	22 x 9	29	25	0.850	0.850	0.850		
SA__-4.0-68		68	75	28	556	1	24 x 11	29	30	0.850	0.850	0.850		
SA__-4.0-100		100	100	113	35	812	1	24 x 11	29	30	0.850	0.850	0.850	
SA__-4.0-150			150	157	48	1242	1	26 x 15	32	35	0.850	0.850	0.850	
SA__-4.0-220			220	226	57	1752	1	28 x 17	32	40	0.850	0.850	0.850	
SA__-4.0-330		330	330	360	72	2646	1	28 x 17	32	40	0.850	0.850	0.850	
SA__-4.0-400			400	476	83	3239	1	28 x 17	32	40	0.850	0.850	0.850	
SA__-4.0-470			470	508	94	3738	1	33 x 17	42	40	0.850	0.850	0.850	
SA__-4.0-680			680	703	117	5515	1	44 x 17	49	--	0.850	0.850	--	
SA__-4.0-1000			1000	1191	153	8006	1	44 x 17	49	--	0.850	0.850	--	
SA__-5.0-22			5.0	22	28	13	281	1	19 x 11	22	25	0.950	0.950	0.950
SA__-5.0-33				33	35	15	430	1	22 x 9	29	25	0.950	0.950	0.950
SA__-5.0-47				47	51	19	596	1	22 x 9	29	25	0.950	0.950	0.950
SA__-5.0-68		68		68	75	23	831	1	25 x 11	29	30	0.950	0.950	0.950
SA__-5.0-100	100			100	31	1242	1	26 x 15	32	35	0.950	0.950	0.950	
SA__-5.0-150	150			157	38	1882	1	26 x 15	32	35	0.950	0.950	0.950	
SA__-5.0-220	220			237	47	2722	1	29 x 18	32	40	0.950	0.950	0.950	
SA__-5.0-330	330	330		362	63	4068	1	34 x 18	42	40	0.950	0.950	0.950	
SA__-5.0-470		470		492	78	5955	1	42 x 15	49	45	0.950	0.950	0.950	
SA__-5.0-630		630		703	94	7914	1	45 x 18	49	--	0.950	0.950	--	
SA__-5.0-680		680		845	103	8554	1	45 x 18	49	--	0.950	0.950	--	
SA__-6.3-22		6.3		22	24	9	450	1	23 x 9	29	25	1.120	1.120	1.120
SA__-6.3-33				33	35	11	635	1	23 x 9	29	25	1.120	1.120	1.120
SA__-6.3-47				47	55	14	959	1	26 x 12	29	30	1.120	1.120	1.120
SA__-6.3-68				68	68	68	18	1317	1	27 x 16	32	35	1.120	1.120
SA__-6.3-100	100				108	23	2051	1	27 x 16	32	35	1.120	1.120	1.120
SA__-6.3-150	150		166		28	2963	1	30 x 19	32	40	1.120	1.120	1.120	
SA__-6.3-220	220		220	251	38	4435	1	35 x 19	42	40	1.120	1.120	1.120	
SA__-6.3-330			330	357	48	6587	1	43 x 16	49	45	1.120	1.120	1.120	
SA__-6.3-390			390	459	55	7842	1	46 x 19	49	--	1.120	1.120	--	
SA__-8.0-22			8.0	22	24	7	695	1	23 x 10	29	30	1.250	1.250	1.250
SA__-8.0-33				33	38	9	1037	1	26 x 13	29	30	1.250	1.250	1.250
SA__-8.0-47	47			47	12	1434	1	27 x 16	32	35	1.250	1.250	1.250	
SA__-8.0-68	68			74	15	2241	1	27 x 16	32	35	1.250	1.250	1.250	
SA__-8.0-100	100			100	123	20	3188	1	30 x 19	32	40	1.250	1.250	1.250
SA__-8.0-150				150	179	26	4698	1	35 x 19	42	40	1.250	1.250	1.250
SA__-8.0-220				220	244	32	7107	1	43 x 16	49	45	1.250	1.250	1.250
SA__-8.0-270	270	330		37	8554	1	46 x 19	49	--	1.250	1.250	--		
SA__-10-22	10	22		22	7	1060	1	27 x 16	32	40	1.320	1.320	1.320	
SA__-10-33		33		33	9	1589	1	27 x 16	32	40	1.320	1.320	1.320	
SA__-10-47		47		51	11	2406	1	27 x 16	32	40	1.320	1.320	1.320	
SA__-10-68		68		80	14	3280	1	27 x 16	32	40	1.320	1.320	1.320	
SA__-10-100		100		100	127	19	5079	1	34 x 18	42	40	1.320	1.320	1.320
SA__-10-150				150	171	24	7442	1	43 x 16	49	--	1.320	1.320	--
SA__-10-220				220	244	32	7107	1	43 x 16	49	45	1.320	1.320	1.320
SA__-10-180				180	233	27	8876	1	43 x 16	49	--	1.320	1.320	--
SA__-16-22		16	22	29	5	2986	2P	30 x 19	32	40	1.180	1.180	1.180	
SA__-16-33			33	36	6	4128	2P	35 x 19	42	40	1.180	1.180	1.180	
SA__-16-47			47	70	10	7150	2P	43 x 16	49	45	1.180	1.180	1.180	
SA__-16-68			68	83	10	8554	2P	43 x 16	49	45	1.180	1.180	1.180	
SA__-20-10		20	10	10	3	2011	2P	27 x 16	32	40	1.320	1.320	1.320	
SA__-20-22			22	24	4	4278	2P	32 x 16	42	40	1.320	1.320	1.320	
SA__-20-33			33	38	6	6867	2P	43 x 16	49	--	1.320	1.320	--	
SA__-20-47			47	53	7	8976	2P	43 x 16	49	--	1.320	1.320	--	

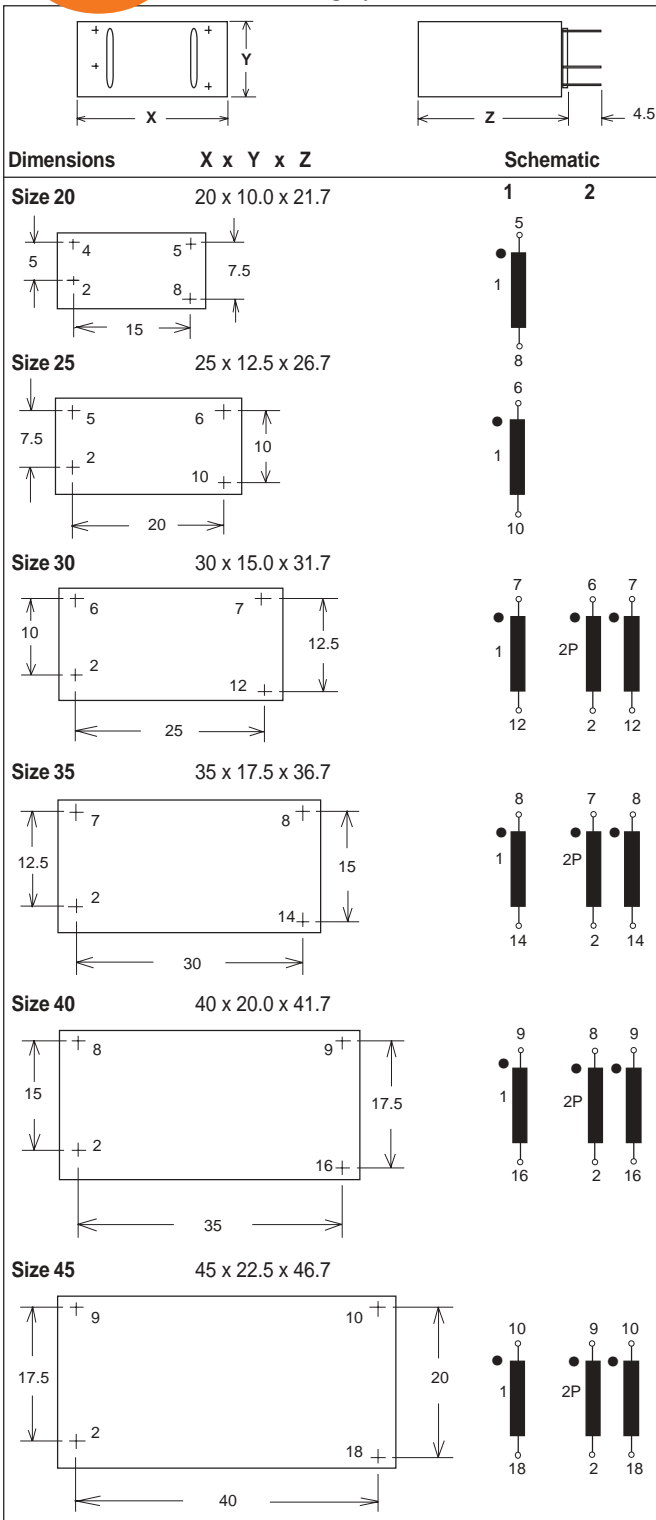
Notes:

- 1) The µJoule rating ($\frac{1}{2}LI^2$) is the ability of the inductor to store energy.
- 2) Inductance measured at 0.10 Vrms @ 10kHz without DC Current and 0.25 Vrms @ 10kHz with DC Current.
- 3) On larger units and units wound with finer wire additional mechanical mounting is recommended. See next page for Mounting Options.

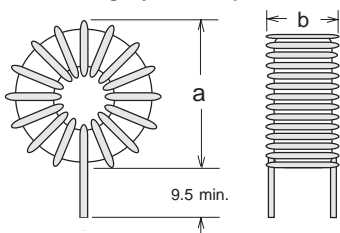


Mounting Styles • SA and SD Series • High Efficiency Storage Chokes

Mounting Style V



Mounting Style 'O' = Open Mount



Mounting Style F

